

PLANT LEGEND - COASTAL PLANT COMMUNITY

SYM	BOTANIC NAME	COMMON NAME	SPACING	SIZE	QTY
	ACHILLEA 'SONOMA COAST'	SONOMA COAST YARROW	2'	4"	15
	CEANOTHUS 'ANCHOR BAY'	GROUNDCOVER CAL. LILAC	5'-6"	1 GAL	10
	CEANOTHUS 'JULIA PHELPS'	JULIA PHELPS CAL. LILAC	5'-6"	1 GAL	3
	DUDLEYA BRITTONII	GIANT CHALK DUDLEYA	1'-2'	4"	17
	ERIOGONUM FASCICULATUM	CALIFORNIA BUCKWHEAT	3'-4'	1 GAL	8
	ERIOGONUM ARBORESCENS	SANTA CRUZ ISLAND BUCKWHEAT	3'-4'	1 GAL	6
	ERIOGONUM GIGANTEUM	ST. CATHERINE'S LACE	6'	1 GAL	3
	ESCHSCHOLZIA MARITIMA	COASTAL POPPY	1'	4"	20
	FRANGULA CALIFORNICA	COFFEEBERRY	6'-8"	1 GAL	5
	IRIS DOUGLASIANA	CALIFORNIA IRIS MIXED HYBRIDS	1.5'-2'	1 GAL	12
	JUNCUS PATENS	GREY RUSH	1'-2'	4"	12
	LEYMUS CONDENSATUS	GIANT WILD RYE	4'-8"	1 GAL	16
	MIMULUS AURANTIACUS	STICKY MONKEYFLOWER	1.5'-3'	1 GAL	6
	SALVIA 'POZO BLUE'	POZO BLUE SAGE	4'	1 GAL	11
	SEDUM SPATHULIFOLIUM	BROADLEAF STONECROP	1'-3'	4"	13

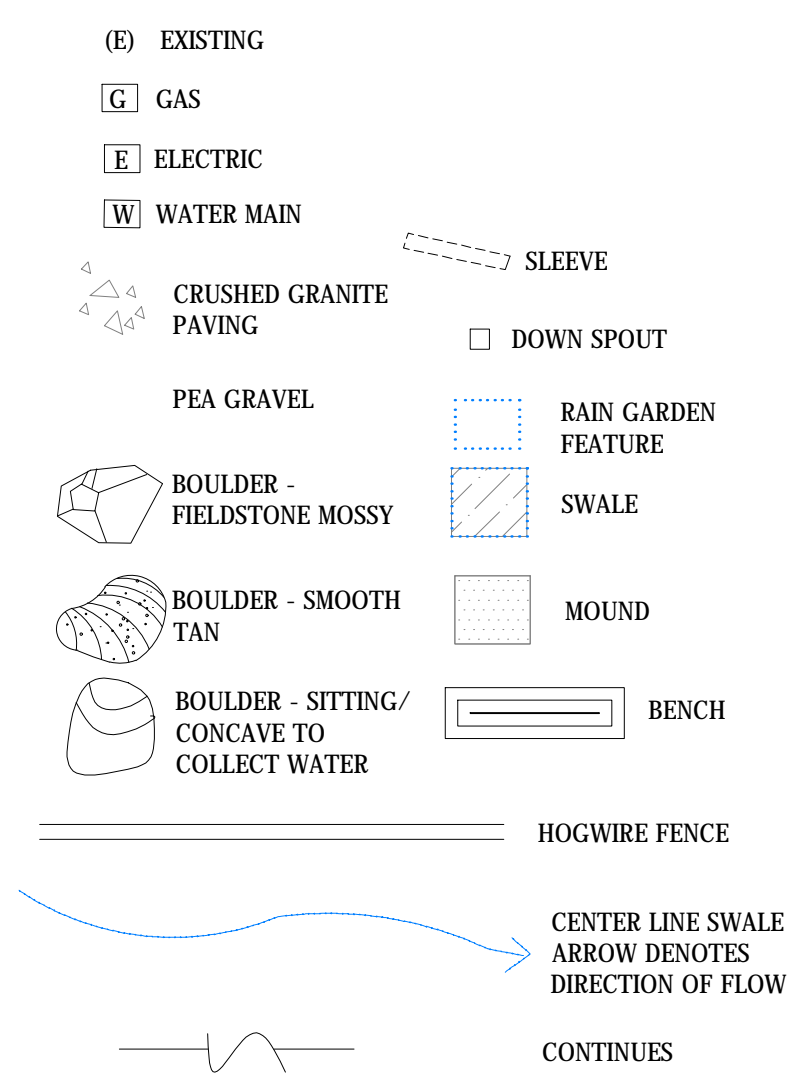
**SYMBOLS IN LEGEND MAY NOT REFLECT SIZE ON PLAN. PLANTING LAYOUT REFLECTS FULL COVERAGE IN 3 YEARS.

PLANT LEGEND - DESERT PLANT COMMUNITY

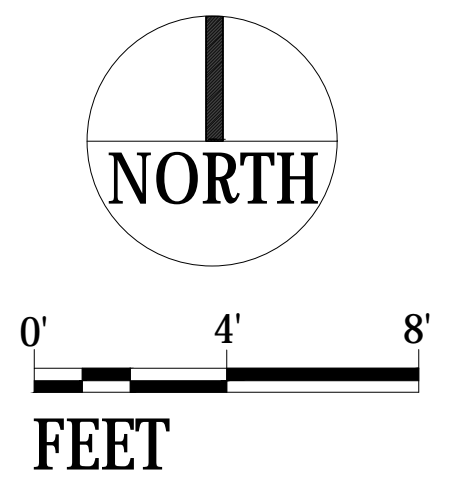
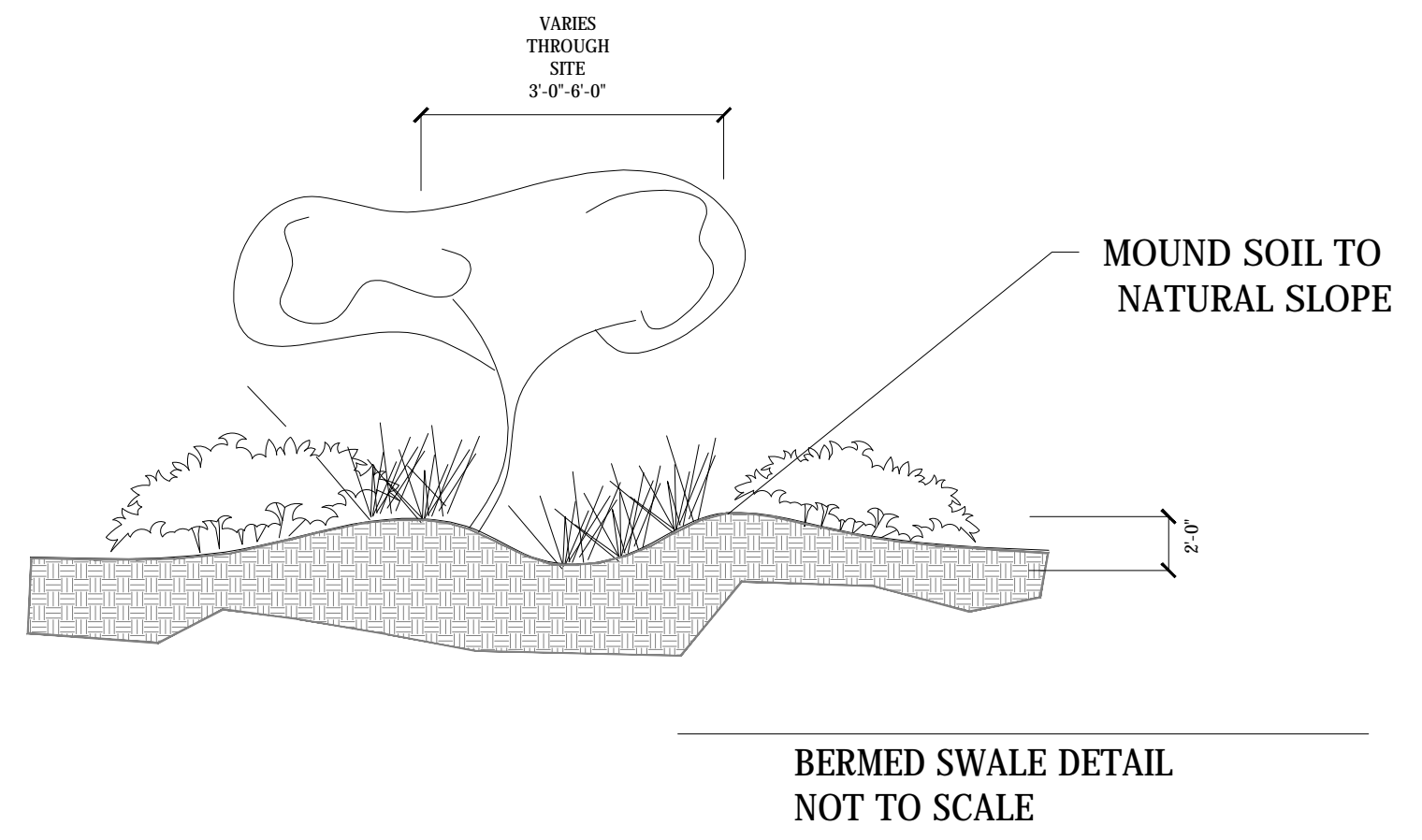
SYM	BOTANIC NAME	COMMON NAME	SPACING	SIZE	QTY
	ATRIPLEX LENTIFORMIS	SALTBUSH	10'	1 GAL	6
	CHILOPSIS LINEARIS	DESERT WILLOW	10'-15'	5 GAL	3
	EPILOBIUM 'SCHEFFELIN'S CHOICE'	CALIFORNIA FUCHSIA	3'	4"	10
	PENSTEMON 'MARGARITA BOP'	FOOTHILL PENSTEMON	2'	4"	11
	SALVIA 'GRACIAS'	GRACIAS SAGE	4'	1 GAL	6
	SALVIA 'GREGGII 'RED'	AUTUMN SAGE	3'-5'	1 GAL	5
	SPOROBOLUS AIROIDES	ALKALI SACATION	2'	4"	26
	SPHAERALCEA INCANA	GRAY GLOBEMALLOW	1.5'-2'	1 GAL	4

**SYMBOLS IN LEGEND MAY NOT REFLECT SIZE ON PLAN. PLANTING LAYOUT REFLECTS FULL COVERAGE IN 3 YEARS.

GENERAL MATERIALS LEGEND FOR SRJC PROJECT



- CONSTRUCTION NOTES:**
1. SAWCUT OF PAVEMENT SHOULD BE IN A NATURAL SHAPE AND BACKFILLED WITH 1" MINIMUM CRUSHED ROCK.
 2. STEEL HEADER TO BE INSTALLED PER MANUFACTURERS INSTRUCTION AFTER SAWCUT EDGE TO SMOOTH CURVE ALONG DRIVEWAY.
 3. CONCRETE FROM SAWCUTS CAN BE USED AT BASE OF MOUNDS FOR DRAINAGE.
 4. FLAGSTONE PAVERS SHOULD BE SET ON 2" SAND AND AT LEAST 2" THICK. LEAVE FULL SIZE AND CUT ONLY TO SHAPE TO FIT BEST.
 5. MOUNDS SHOULD BE CREATED WITH LEAN TOP SOIL.
 6. TREE ROOTS SHOULD BE PROTECTED - IF DIGGING FOR PLANTING RESULTS IN DAMAGE TO ROOTS MOUND SOIL RATHER THAN DIG.
 7. PLANT MATERIALS SHOULD BE SELECTED FROM SMALLEST SIZE AVAILABLE TO INSURE BEST HEALTH.
 8. ROCK MULCH TO 3" INSTEAD OF ARBOR MULCH.



SANTA ROSA JUNIOR COLLEGE
 DEMONSTRATION GARDEN PROJECT
 705 ELLIOTT AVE. FRONT
 SANTA ROSA, CA



PLANTING PLAN
 THEME:
 EXTREMES OF DROUGHT TOLERANCE

DATE
 JUNE, 2018

E-2.0

SHEET 2
 OF 3